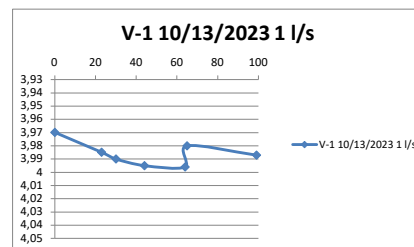
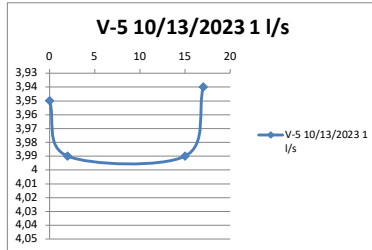
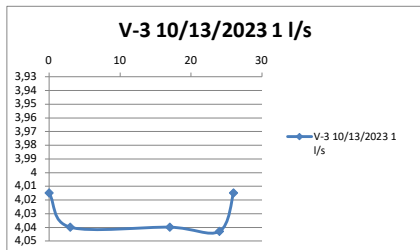


## Čerpanie vo vrtoch V-1, V-3, V-5

V-3 hod	10/13/2023 min	1 l/s len min	hladina m	čerp Q l za s	pokles m
13	10	0	4.015	0	
13	13	3	4.04	1	-0.025
13	27	17	4.04	1	-0.025
13	34	24	4.043	1	-0.028
13	36	26	4.015	0	0

V-5 hod	10/13/2023 min	1 l/s len min	hladina m	čerp Q l za s	pokles m
13	48	0	3.95	0	
13	50	2	3.99	1	-0.04
14	3	15	3.99	1	-0.04
14	5	17	3.94	0	0.01

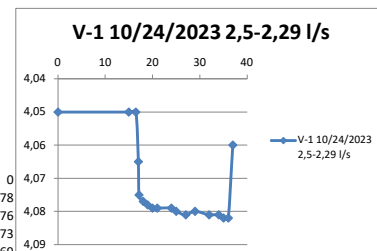
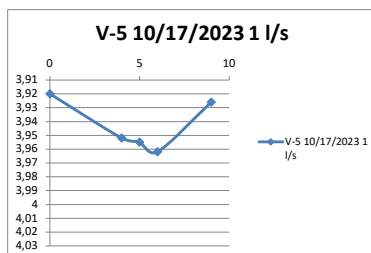
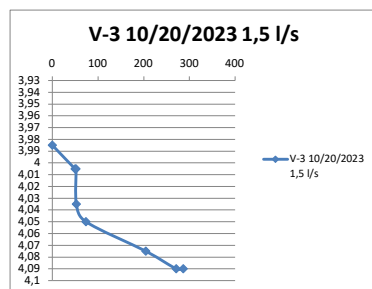
V-1 hod	10/13/2023 min	1 l/s len min	hladina m	čerp Q l za s	pokles m
14	8	0	3.97	0	
14	31	23	3.985	1	-0.015
14	38	30	3.99	1	-0.02
14	52	44	3.995	1	-0.025
15	12	64	3.996	1	-0.026
15	13	65	3.98	0	-0.01
15	47	99	3.987	0	-0.017



V-3 hod	10/20/2023 min	1,5 l/s len min	hladina m	čerp Q l za s	pokles m
12	50	0	3.985		
13	40	50	4.005	1.5	-0.02
13	42	52	4.005		-0.02
13	43	53	4.035		-0.05
14	4	74	4.05		-0.065
16	15	205	4.075		-0.09
17	21	271	4.09		-0.105
17	37	287	4.09		-0.105

V-5 hod	10/17/2023 min	1 l/s len min	hladina m	čerp Q l za s	pokles m
13	40	0	3.92	0	
13	44	4	3.952	1	-0.032
13	45	5	3.955	1	-0.035
13	46	6	3.962	1	-0.042
13	49	9	3.926	0	-0.006

V-1 hod	10/24/2023 min	2,5-2,29 l/s len min	hladina m	čerp Q l za s	pokles m
15	13	0	4.05	0	
15	28	15	4.05	2.5	0
15	29.5	16.5	4.05	2.5	0
15	30	17	4.065	2.5	-0.015
15	30.15	17.15	4.075	2.5	-0.025
15	31	18	4.077	2.5	-0.027
15	32	19	4.078	2.5	-0.028
15	33	20	4.079	2.5	-0.029
15	34	21	4.079	2.5	-0.029
15	37	24	4.079	2.5	-0.029
15	38	25	4.08	2.5	-0.03
15	40	27	4.081	2.5	-0.031
15	42	29	4.08	2.29	-0.03
15	45	32	4.081	2.29	-0.031
15	47	34	4.081	2.29	-0.031
15	48	35	4.082	2.29	-0.032
15	49	36	4.082	2.29	-0.032
15	50	37	4.06	0	-0.01



V-3 hod	10/24/2023 min	2,3-2,5 l/s len min	hladina m	čerp Q l za s	pokles m
13	34	0	4.05		
13	36	2	4.051		-0.001
13	39	5	4.052		-0.002
13	40	6	4.11	2.3	-0.06
13	41	7	4.11	2.3	-0.06
13	43	9	4.112	2.3	-0.062
13	45	11	4.113	2.3	-0.063
13	46	12	4.115	2.3	-0.065
13	48	14	4.116	2.3	-0.066
13	50	16	4.117	2.5	-0.067
13	55	21	4.12	2.5	-0.07
14	0	26	4.12	2.5	-0.07
14	2	28	4.12	2.5	-0.07
14	2.3	28.3	4.08	0	-0.03
14	2.6	28.6	4.07	0	-0.02
14	3.3	29.3	4.065	0	
14	5.5	31.5	4.062	0	

V-5 hod	10/24/2023 min	1,83-1,31 l/s len min	hladina m	čerp Q l za s	pokles m
14	30	0	3.997	0	
14	35	5	3.997	1.83	
14	36	6	4.075	1.83	-0.078
14	36.5	6.5	4.073	1.83	-0.076
14	38	8	4.07	1.83	-0.073
14	41	11	4.066	1.83	-0.069
14	46	16	4.062	1.72	-0.065
14	49	19	4.06	1.72	-0.063
14	51	21	4.055	1.31	-0.058
14	53	23	4.055	1.31	-0.058
14	54	24	4.005	0	-0.058
14	56	26	4.002	0	-0.008

